





SEPTEMBER




LET'S PRAY TOGETHER!




Sun	Mon	Tue	Wed	Thu	Fri	Sat
		1	2	3	4	5
6	7	8	9	10	11	12
 <p>PS: Draw a picture for someone who is going through a hard time Elementary: Make a card encouraging someone who is having a hard time to trust in God's power.</p>						
13	14	15	16	17	18	19
<p>Pray the Five Finger Prayer (See instructions)</p> 						
20	21	22	23	24	25	26
<p>PS: Use sidewalk chalk to draw encouraging pictures on your driveway. Pray the people who see them will be strong in Jesus. Elementary: Write encouraging phrases on your sidewalk. Add pictures if you like. Pray the people who see them will be strong in Jesus.</p>						
27	28	29	30			
 <p>PS: Think of blessings God has given you. Using legos or blocks, name each blessing as you build a tower. Elementary: Use paper and pencils to draw a 'Block Tower'. Write a blessing God has given you in each block. Thank God for these blessings</p>						



OCTOBER



LET'S PRAY TOGETHER!

Sun	Mon	Tue	Wed	Thu	Fri	Sat
				1	2	3
						
4	5	6	7	8	9	10
<p><u>PS:</u> Listen to a Praise and Worship song with your family. Talk with your family about how the music makes you feel. <u>Elementary:</u> Listen to a Praise and Worship song with your family. Focus on the words. Talk with your family about how the song makes you feel.</p>						
11	12	13	14	15	16	17
<p><u>PS:</u> Go for a walk. Thank God for all the parts of His creation you see. Look for unique things he created you may have never noticed before. <u>Elementary:</u> Go for a walk. Thank God for all the parts of his creation you see. Look for unique things he created you may have never noticed before. If you see people as you walk, quietly pray for them, asking God to give them peace from their worries.</p>						
18	19	20	21	22	23	24
		Pray using the Button Prayer (See instructions)				
25	26	27	28	29	30	31
<p> Every time you wash your hands, ask God to forgive you for something you've done wrong. Remember — God washes away all wrongs.</p>						

The Five Finger Prayer

1. Thumb: Those closest to you, your family.
2. Pointer: Those that point you in the right direction (teachers, doctors, church teachers) ask for wisdom and support.
3. Index: (tallest) Those that lead us (government) ask for guidance and wisdom
4. Ring: (weakest) Those that are weak, in trouble or in pain. We cannot pray too much for them.
5. Pinkie: (smallest) Our prayers for ourselves and our own needs

Button Prayer

1. Feel the hardness of the button. Think about people going through hard times and ask God to help them.
2. Buttons are used to fasten to clothes together. Ask God to bring people together who have fallen out and moved apart from each other. Pray that he will bring Peace.
3. Look at your button and see how many holes are in it. Think of that number of things you would like to say thank you to God for and say Thank you prayers.
4. Look at the color of the button and say thank you to God for something that is that color.
5. Remember that not all buttons are the same. Thank God for making everyone different and giving us different gifts. Pray people will learn to use their gifts.